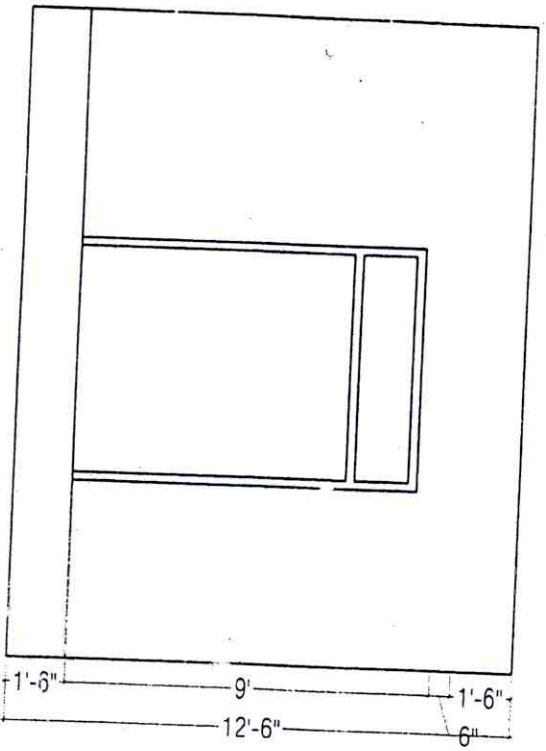


PLAN



FRONT ELEVATION



SECTION AT A-A

(South End)

TILE FINISH FLOORING
 100 mm C.C. 1:4:2
 100 mm SAND FILLING
 EARTH FILLING

PROPOSED 4 SETER TOILET COMPLEX AT
 LAKSHMI NAGAR, METRO RAILWAY STATION
 SULABH INTERNATIONAL
 SOCIAL SERVICE ORGANIZATION DELHI

DOOR & WINDOW DETAILS	
ENT.	6'-0" x 8'-6"
D	3'-0" x 7'-0"
D1	2'-6" x 7'-0"

SCALE :- 1/8
 DATE :- 15-04-10

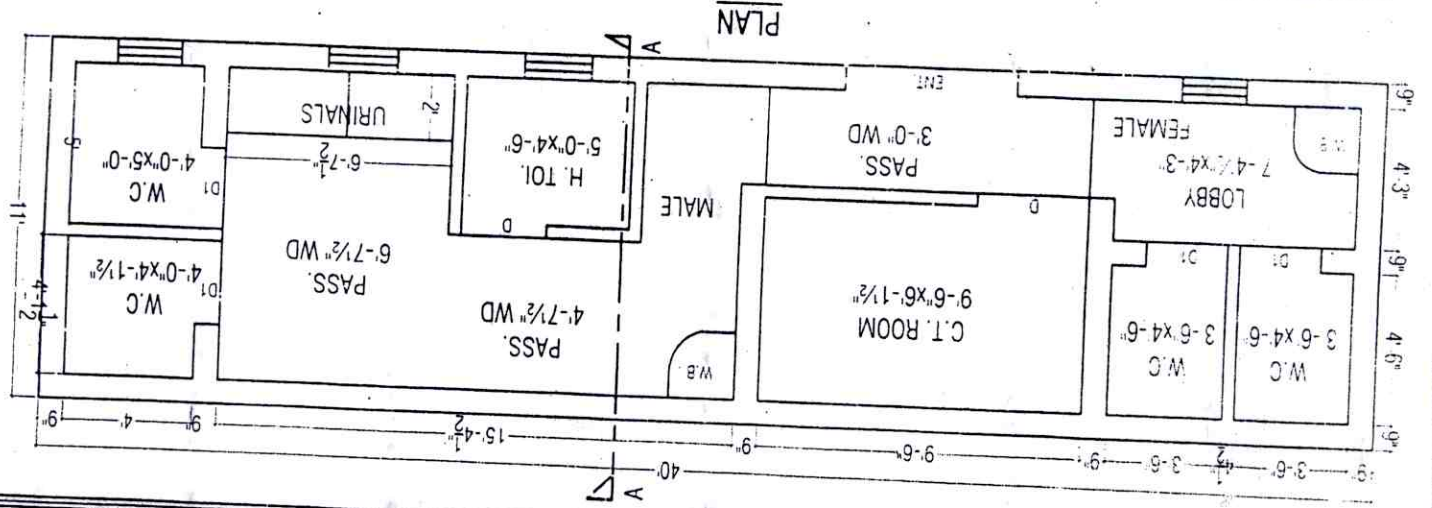
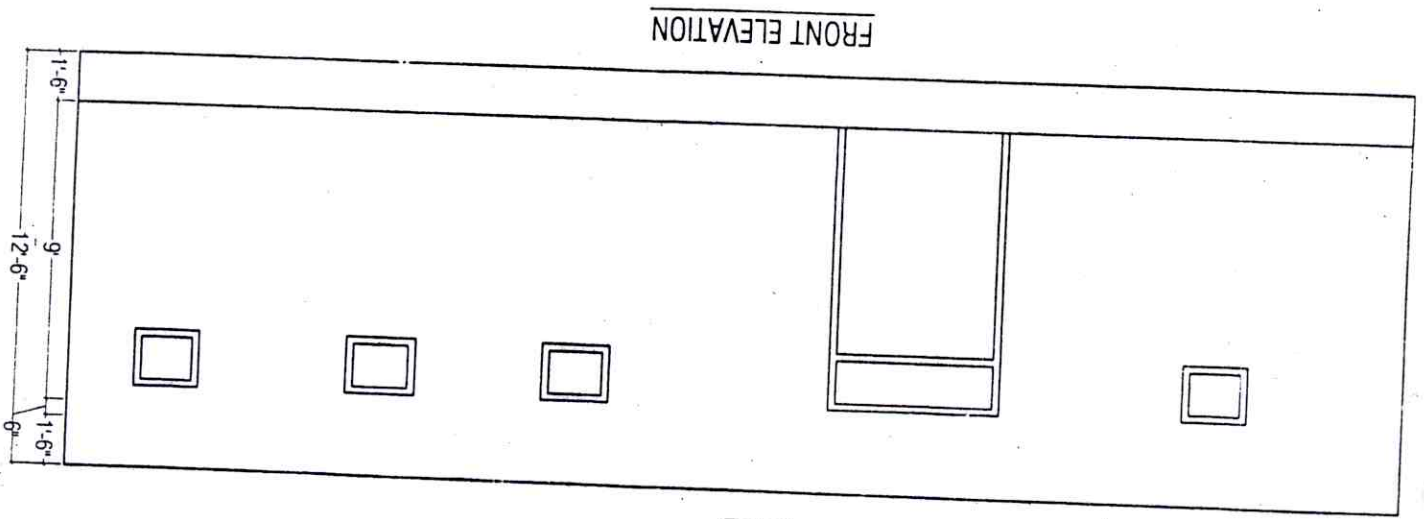
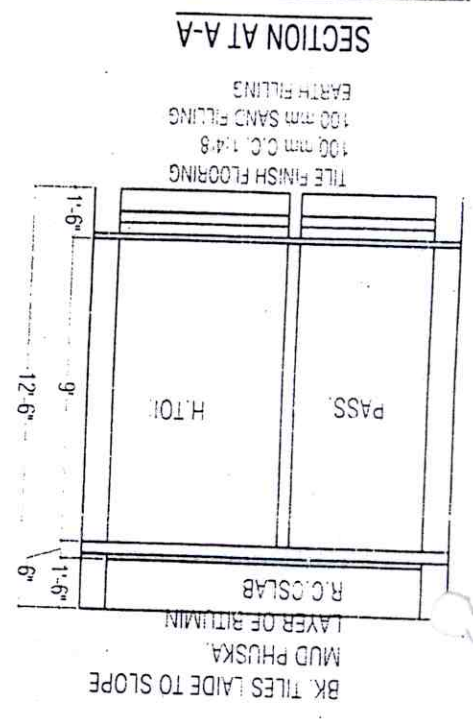
DRN BY :- R.K.SHARMA

DRN :- R.K.SHARMA
 DATE :- 15-04-10
 SCALE :- 1/8

DOOR & WINDOW DETAILS
 ENT. 5'-0" X 8'-6"
 D 3'-3" X 7'-0"
 D1 2'-6" X 7'-0"
 W 2'-6" X 1'-6"

SULABH INTERNATIONAL
 SOCIAL SERVICE ORGANISATION DELHI

PROPOSED 6 SETTER TOILET COMPLEX AT LAKSHMI NAGAR,
 METRO RAILWAY STATION



(North End)